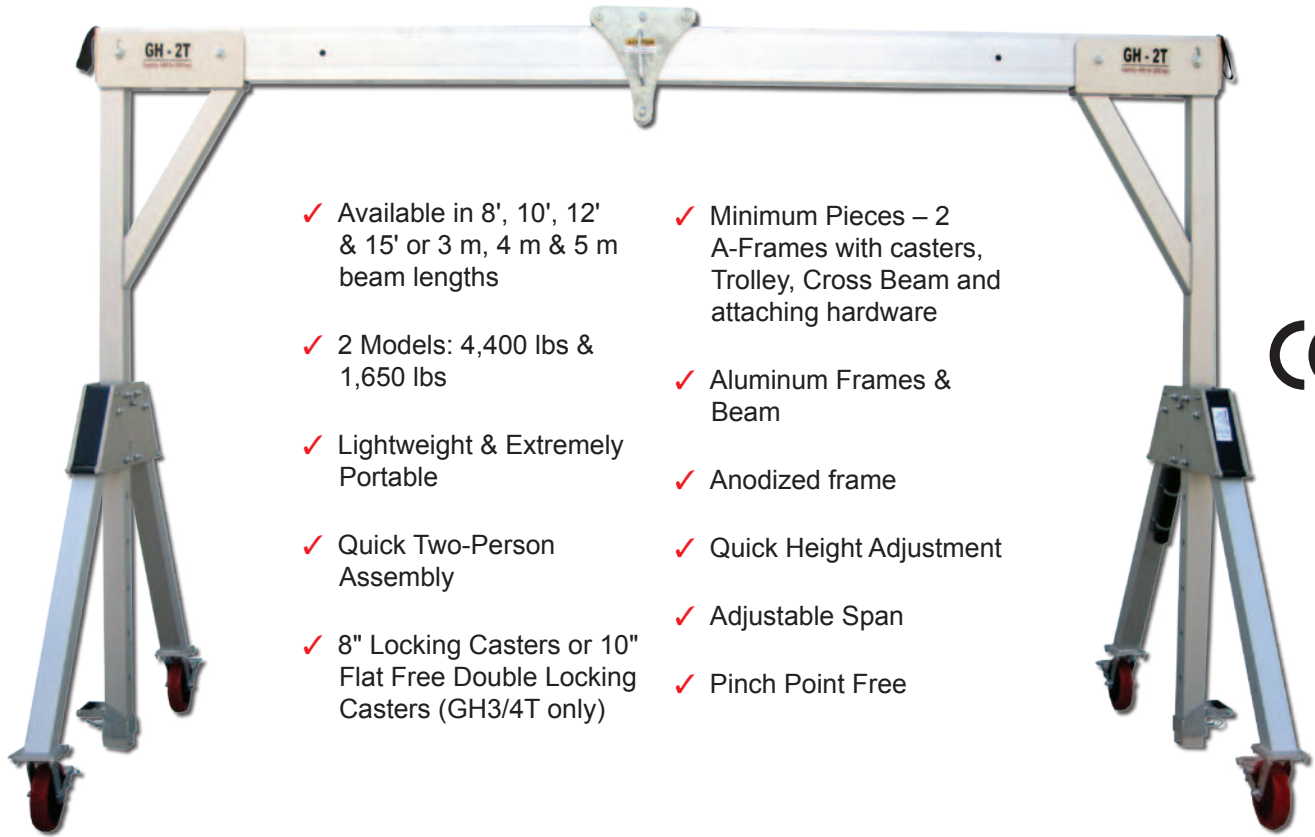


**New!**

**SUMNER**

Sumner Manufacturing Co., Inc.


# GANTRIES



- ✓ Available in 8', 10', 12' & 15' or 3 m, 4 m & 5 m beam lengths
- ✓ 2 Models: 4,400 lbs & 1,650 lbs
- ✓ Lightweight & Extremely Portable
- ✓ Quick Two-Person Assembly
- ✓ 8" Locking Casters or 10" Flat Free Double Locking Casters (GH3/4T only)
- ✓ Minimum Pieces – 2 A-Frames with casters, Trolley, Cross Beam and attaching hardware
- ✓ Aluminum Frames & Beam
- ✓ Anodized frame
- ✓ Quick Height Adjustment
- ✓ Adjustable Span
- ✓ Pinch Point Free



## Innovative Mast Height Adjustment




Adjust mast lifting handle with plunger pin to comfortable lifting position




GH3/4T with 8' beam and 10" double-wheeled casters (flat free)

Chain hoist not included




Lift mast and remove quick-action mast locking pin – no bolts!



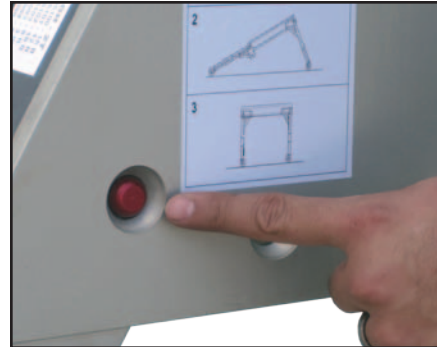
When lifting handle is next to frame, mast holes are aligned for locking pin

Adjust height in 6" (15 cm) increments

# GANTRY UNIQUE FEATURES



A-frame legs lock in closed position – no bolts



Push button leg lock release & locking



A-Frame legs lock in closed or opened position



No pinch points – spacer prevents pinched fingers



Tool-free A-Frame operation ... with instructions tube



Casters can be locked at 90 degree angle for easy transport



8" caster with foot brake & four 90 degree locking positions



Optional 10" flat free, double-wheel caster has both position and wheels lock. Available on GH3/4T only.



Beam span adjustment on 10 ft (3 m) lengths & longer


# GANTRY ASSEMBLY

Sumner Gantries can be assembled in minutes with just two people and two wrenches. The leverage design eliminates the need for fork lifts or other lifting devices. The all aluminum frame resists corrosion and is light weight.




**1** Open "A" frame

**2** Lay out beam & "A" frames



**3** Attach with one bolt to each "A" frame

**4** Ready to lift



**5** Raise one frame

**6** Raised frame

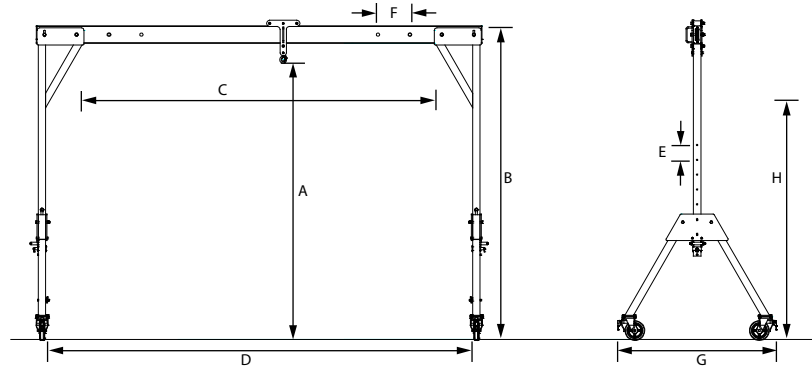


**7** Raise 2nd "A" frame

**8** Attach 2nd bolts & tighten all



# Gantry Lift Dimensions

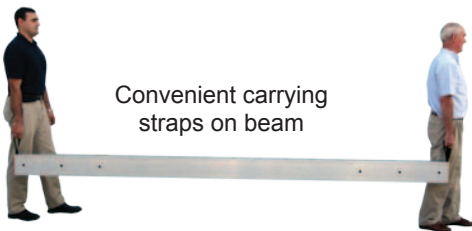


Product Name	Part No.	Gantry Model	A Max/Min Height To Lifting Eye	B Max Height To Top Of Trolley	C Max Working Span	D Span Between Wheels	E Height Adjustment	F Span Adjust-ment*	G Max Width Of "A" Frame	H Stored Height of "A" Frame
GH3/4T	785301	GH3/4T-15 (15' / 8" casters)	116" (294.6 cm)	128.75" (327.0 cm)	154" (391.2 cm)	172" (436.9 cm)	6" (15.2 cm)	9" (22 cm)	60.625" (154 cm)	100" (254 cm)
GH3/4T	785303	GH3/4T-12 (12' / 8" casters)	86" (218.4 cm)		118" (299.7 cm)	136" (345.4 cm)				
GH3/4T	785305	GH3/4T-10 (10' / 8" casters)	86" (218.4 cm)		94" (238.8 cm)	112" (284.5 cm)				
GH3/4T	785307	GH3/4T-8 (8' / 8" casters)	86" (218.4 cm)		70" (177.8 cm)	88" (223.5 cm)				
GH3/4T	785300	GH3/4T-15 (15' / 10" wheels)	118" (299.7 cm)	130.5" (331.5 cm)	154" (391.2 cm)	167.5" (425.5 cm)	6" (15.2 cm)	9" (22 cm)	60.625" (154 cm)	100" (254 cm)
GH3/4T	785302	GH3/4T-12 (12' / 10" wheels)	88" (223.5 cm)		118" (299.7 cm)	131.5" (334.0 cm)				
GH3/4T	785304	GH3/4T-10 (10' / 10" wheels)	88" (223.5 cm)		94" (238.8 cm)	107.5" (273.1 cm)				
GH3/4T	785306	GH3/4T-8 (8' / 10" wheels)	88" (223.5 cm)		70" (177.8 cm)	83.5" (212.1 cm)				
GH2T	785100	GH2T-15 (15' Beam)	114" (289.6 cm)	128.5" (326.4 cm)	142" (360.7 cm)	181" (459.7 cm)	6" (15.2 cm)	13" (33 cm)	60.625" (154 cm)	100" (254 cm)
GH2T	785101	GH2T-12 (12' Beam)	84" (213.4 cm)		106" (269.2 cm)	144" (365.8 cm)				
GH2T	785102	GH2T-10 (10' Beam)	84" (213.4 cm)		82" (208.3 cm)	120" (304.8 cm)				
GH2T	785103	GH2T-8 (8' Beam)	84" (213.4 cm)		58" (147.3 cm)	96" (243.8 cm)				

Gantries comes with 2 A-Frames with casters, Trolley, Cross Beam and attaching hardware.

\*15 ft beam has 2 adjustment positions.  
12 ft & 10 ft beam has 1 adjustment position.  
8 ft beam has no adjustment positions.

Gantry Part No.	Gantry Model	Weight		Beam Part No.	Beam Model	Weight	
		lbs	kg			lbs	kg
785301	GH3/4T-15 (15' / 8" casters)	270.0	122.5	785320	15'	68.5	31.0
785303	GH3/4T-12 (12' / 8" casters)	258.0	117.0	785321	12'	55.0	24.9
785305	GH3/4T-10 (10' / 8" casters)	250.0	113.4	785322	10'	46.0	20.8
785307	GH3/4T-8 (8' / 8" casters)	242.0	109.8	785323	8'	37.0	16.7
785300	GH3/4T-15 (15' / 10" wheels)	274.0	124.3	785320	15'	68.5	31.0
785302	GH3/4T-12 (12' / 10" wheels)	262.0	118.8	785321	12'	55.0	24.9
785304	GH3/4T-10 (10' / 10" wheels)	254.0	115.2	785322	10'	46.0	20.8
785306	GH3/4T-8 (8' / 10" wheels)	246.0	111.6	785323	8'	37.0	16.7
785100	GH2T-15 (15' Beam)	323.0	146.5	785150	15'	82.0	37.1
785101	GH2T-12 (12' Beam)	307.0	139.2	785151	12'	65.6	29.7
785102	GH2T-10 (10' Beam)	296.0	134.2	785152	10'	54.7	24.8
785103	GH2T-8 (8' Beam)	285.0	129.2	785153	8'	47.7	21.6



Convenient carrying straps on beam



**Front View**  
Set screw holds trolley in place



**Rear View**  
Large positioning handle on trolley