

Controlled Drum Pouring with Your Hoist or Crane

>> [Click to Watch Video](#) <<


Kontrol-Karriers with Power Tilt Control

- Attach to your monorail, crane, or chain block
- Quick, sure below hook drum handling by one person
- Save time, reduce waste, improve productivity
- Efficient controlled high level pouring
- Options to handle almost any drum
- Capacity: 1500 Lb. (682 kg) for a full drum
800 Lb. (364 kg) for a half-full drum *


Morse power-tilt Kontrol-Karriers for below-hook applications provide controlled drum tilt of 360° in both directions. It takes just 15 seconds to fully invert your drum from upright. The controls allow you to manipulate drum tilting from below, with the drum raised.

All Morse below-hook drum lifters comply with ANSI/ASME B30.20 standard for mechanical, below-the-hook lifting devices as it applies to rated load markings and unit identification, minimum design safety factor of 3, based on yield strength, for load bearing structural components. Welding performed by certified welders who have passed the ANSI/AWS D14.1 welding qualification test

Drum Holders




Web Straps and Ratchets



3-Piece Drum Holder

The web strap and ratchet drum holder is sized to handle your 22.5" (57 cm) diameter 55-gallon (210 liter) steel drum. Use the web strap and ratchet mechanisms to secure around the drum. It accepts options to handle various smaller diameter drums or your 55-gallon plastic drum (see side 2).

Models with the 3-Piece Drum Holder secure your drum with two hinged metal bands and a toggle clamp in the front. The 3-Piece Drum Holder is sized for a standard 55-gallon (210 liter) 22.5" (57 cm) diameter steel drum. These models accept a Diameter Adaptor for a 19" (48 cm) diameter 30-gallon (114 liter) steel drum, part # 55/30-19GR.



Model 195A-1-115

AC powered models have 2-button pendant on 7 foot (2.1 m) cord.



Model 195A-A

Air powered models have a 3-position control valve on a 12 foot (3.6 m) coiled hose.

The air motor requires air supply at 20 psi at a rate of 22 scfm.

Steps for use of 195 Series Kontrol-Karriers

1. Attach your hoist hook to the lifting point. Lift and move the Kontrol-Karrier to your upright drum.
2. Mate your Kontrol-Karrier's drum holder to the middle of the drum and secure the drum between the drum ribs... no tools are needed
3. Use the controls to turn the drum. The Kontrol-Karrier provides 360° control of drum tilt in either direction, even while drum is hoisted above your reach.

Power Tilt Kontrol-Karriers

Domestic ship dimensions: L51" W27" H45" (130 x 69 x 114 cm)
Freight class 77.5

Ships fully assembled packaged in wooden crate.

Model #	Description	Full Load Amp Draw	Drum Holder	Domestic Ship Weight
195A-1-115	AC Power-Tilt Kontrol-Karrier, 1/3 HP/1 phase/115V motor	6.0	2 Web Straps & Ratchets	480 Lb. (218 kg)
195A-1-220-50	AC Power-Tilt Kontrol-Karrier, 1/3 HP/1 phase/220V 50Hz motor	3.2	2 Web Straps & Ratchets	480 Lb. (218 kg)
195A-3-230	AC Power-Tilt Kontrol-Karrier, 1/3 HP/3 phase/230V motor	1.6	2 Web Straps & Ratchets	480 Lb. (218 kg)
195A-3-460	AC Power-Tilt Kontrol-Karrier, 1/3 HP/3 phase/460V motor	0.8	2 Web Straps & Ratchets	480 Lb. (218 kg)
195G-1-115	AC Power-Tilt Kontrol-Karrier, 1/3 HP/1 phase/115V motor	6.0	3-Piece Drum Holder	540 Lb. (245 kg)
195G-3-230	AC Power-Tilt Kontrol-Karrier, 1/3 HP/3 phase/230V motor	1.6	3-Piece Drum Holder	540 Lb. (245 kg)
195G-3-460	AC Power-Tilt Kontrol-Karrier, 1/3 HP/3 phase/460V motor	0.8	3-Piece Drum Holder	540 Lb. (245 kg)
195A-A	Air motor Power-Tilt Kontrol-Karrier	Air Motor Technical Information	2 Web Straps & Ratchets	470 Lb. (213 kg)
195G-A	Air motor Power-Tilt Kontrol-Karrier		3-Piece Drum Holder	530 Lb. (240 kg)
195GM-A	Air motor Power-Tilt Kontrol-Karrier, spark resistant parts		3-Piece Drum Holder	530 Lb. (240 kg)

* Half-full rating is an indication of capacity for tilting an unbalanced, bottom-heavy drum. A partially full drum with unbalanced and shifting load is harder to tilt than full drum.

Options and Accessories

Select correct size Diameter Adaptor for each smaller drum



How to Measure Drum for Correct Diameter Adaptor

Measure Outside Diameter Between Ribs

Measure circumference half way down drum. Then divide by pi (3.14).

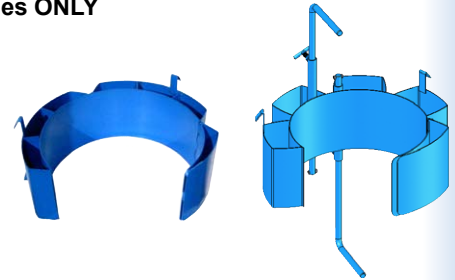
Diameter Adaptors for 195A Series ONLY

Simply insert the Diameter Adaptor into the drum holder to handle your smaller drum with the same unit. To return to handling a 55-gallon (210 liter) drum, simply lift the Diameter Adaptor out of the drum holder.

Example: Use model 195A-1-115 with model 55/30-19 Diameter Adaptor inserted to lift and dispense your 19" (48.3 cm) diameter drum.

Diameter Adaptors for 14" to 17.5" (35.6 to 44.5 cm) diameters have integrated hold-down brackets at top and bottom of the drum. The hold-downs adjust for a drum up to 38" (96.5 cm) tall.

Diameter Adaptors for 18.5" to 22" (47 to 55.9 cm) lack the hold-down brackets. The optional Bracket Assembly (part # 4556-P) is required for handling a plastic drum, and recommended to more securely hold your fiber drum.




Model 55/30-19

Model 55/30-16

MADE IN USA

Bracket Assembly to Prevent Drum from Slipping

Install the optional Bracket Assembly (Kit # 4556-P) required to prevent a 55-gallon (210 liter) plastic drum from slipping through the drum holder. It is also recommended to more securely hold your fiber drum.



Model 195A-1-115 shown with Model 55/30-19 Diameter Adaptor & Bracket Assembly option # 4556-P

With the Bracket Assembly in place you can handle a drum from 31" to 37" (78.7 to 94 cm) tall, and it still accepts Diameter Adaptors for your smaller drums

NOTE: Diameter Adaptors for 14" to 17.5" (35.6 to 44.5 cm) diameter have integrated brackets, therefore do not require the Bracket Assembly.

Diameter Adaptor for 195G Series

Model 55/30-19GR Diameter Adaptor only fits models with 3-Piece Drum Holder. It quickly and easily inserts to handle your 19" (48.3 cm) diameter 30-gallon (114 liter) steel drum. Then simply lift it back out to go back to handling a 55-gallon (210 liter) steel drum.




Model 55/30-19GR

Adaptors for 195A Series ONLY

Model #	Fits Diameter *
55/30-22	21.5" to 22" (54.6 to 55.9 cm)
55/30-20.5	20" to 20.5" (50.8 to 52.1 cm)
55/30-19	18.5" to 19" (47 to 48.3 cm)
55/30-17.5	17" to 17.5" (43.2 to 44.5 cm)
55/30-16	15.5" to 16" (39.4 to 40.6 cm)
55/30-14.5	14" to 14.5" (35.6 to 36.8 cm)

Adaptor for 195G Series

Model #	Fits Diameter *
55/30-19GR	19" (48.3 cm)



Asymmetric Drum Cone

Attach an Asymmetric Drum Cone with slide gate valve to your drum to start and stop material flow as needed. Also available with iris valve, or with flange to attach valve of your choice. Asymmetric Drum Cones can be used with standard Kontrol-Karriers.

Dimensions

